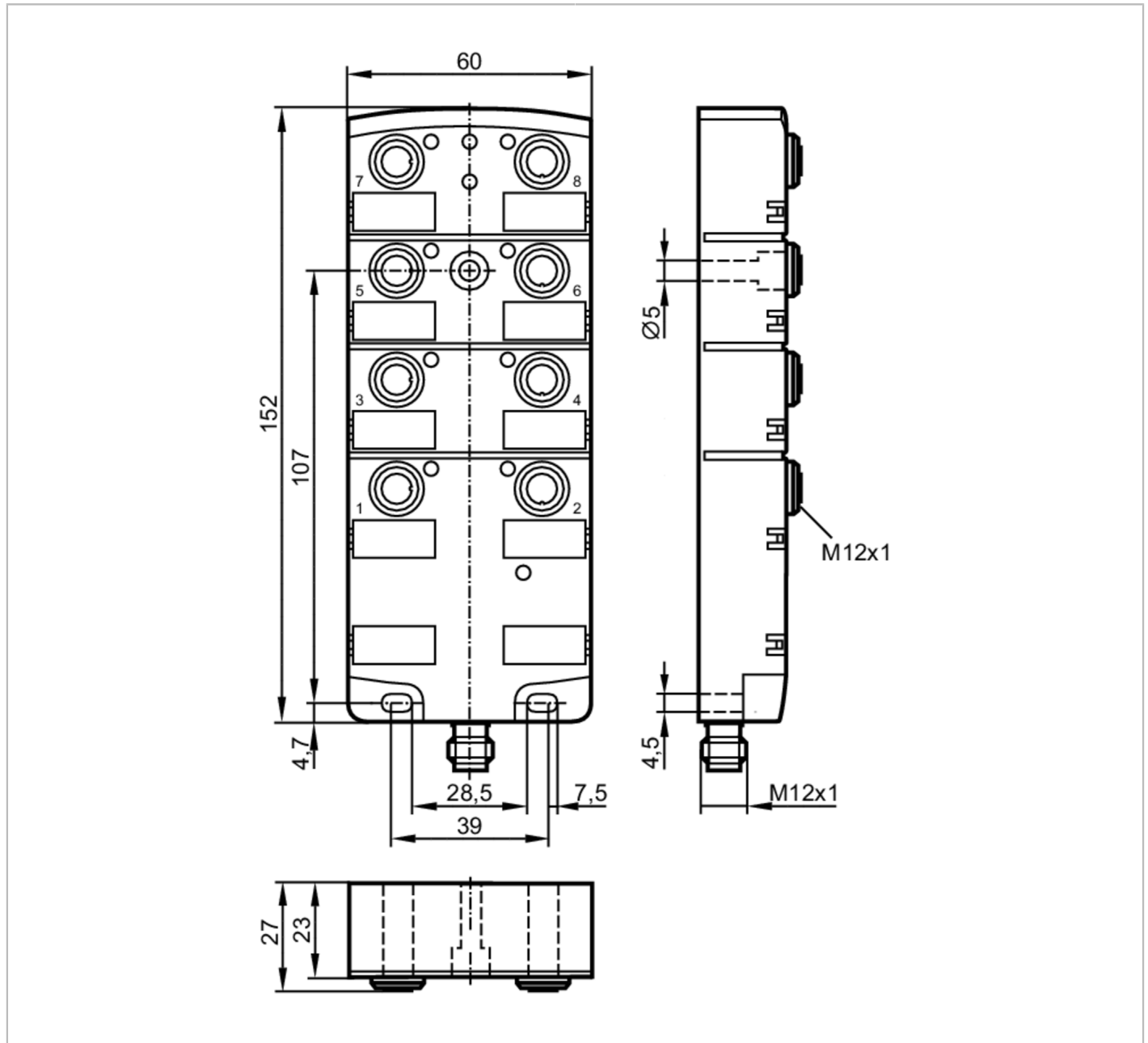


AC2465



AS-Interface CompactLine module

CompactLineM12 4DI 4DO M12



Application

Application

field installation

Electrical data

Operating voltage	[V]	26.5...31.6 DC; ("supply class 2" to cULus)
Max. current consumption from AS-i	[mA]	250
Max. current load total	[A]	4
Additional voltage supply	[V]	10...30 DC; (AUX)
Integrated watchdog		yes



AS-Interface CompactLine module

CompactLineM12 4DI 4DO M12

Inputs / outputs	
Number of inputs and outputs	Number of digital inputs: 4; Number of digital outputs: 4
Inputs	
Number of digital inputs	4
Input circuit of digital inputs	PNP
Sensor supply of the inputs	AS-i
Voltage supply [V]	20...30
Max. total current rating of inputs [mA]	200
Input current limitation [mA]	15
Input current High [mA]	6...10
Input current Low [mA]	0...2
Min. switching level high signal [V]	11
Digital inputs protected against short circuits	yes
Outputs	
Number of digital outputs	4
Circuit	PNP
Voltage range DC [V]	10...30; (AUX)
Max. current load per output [mA]	2000; (utilisation category DC-13 (control of electromagnets): 20 W (IEC 60947-5-1))
Short-circuit proof	yes
Electrically separated	yes
Actuator supply outputs	AUX
Operating conditions	
Ambient temperature [°C]	-25...80
Protection	IP 67; (when flat cables are used E7400x / E7401x)
Tests / approvals	
EMC	EN 50081-1
	EN 50295
MTTF [years]	193
UL approval	Enclosure type Type 1



AS-Interface CompactLine module

CompactLineM12 4DI 4DO M12

AS-i classification					
AS-i version	2.11; 3.0				
Extended addressing mode	no				
AS-i profile	S-7.0.E				
AS-i I/O configuration [hex]	7				
AS-i ID code [hex]	0.E				
AS-i certificate	46001				
Assignment of the data bits	data bit	D0	D1	D2	D3
	input	1	2	3	4
	socket	I-1	I-2	I-3	I-4
	pin	2+4	2+4	2+4	2+4
	Output	1	2	3	4
	socket	O-1	O-2	O-3	O-4
	pin	4	4	4	4

Mechanical data	
Weight [g]	386
Materials	PA; socket: brass nickel-plated; O-ring: FKM

Displays / operating elements		
Display	operation	LED, green
	errors	LED, red
	function	LED, yellow

Accessories	
Accessories (optional)	Stainless steel sleeve, for installation in case of high mechanical stress , E70402

Remarks	
Remarks	Inputs and outputs must be electrically isolated.
Pack quantity	1 pcs.

Electrical connection - AS-i

Connector: M12



- | | |
|---|--------|
| 1 | AS-i + |
| 2 | AUX - |
| 3 | AS-i - |
| 4 | AUX + |

Electrical connection - Inputs

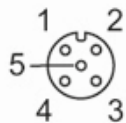
Connector: M12

AC2465



AS-Interface CompactLine module

CompactLineM12 4DI 4DO M12

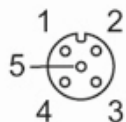


Inputs

1	Sensor supply L+
2+4	data input 1 internally bridged
3	Sensor supply L-
5	functional earth

Electrical connection - Outputs

Connector: M12



Outputs

3	external voltage AUX -
4	switching output
5	functional earth (FE)