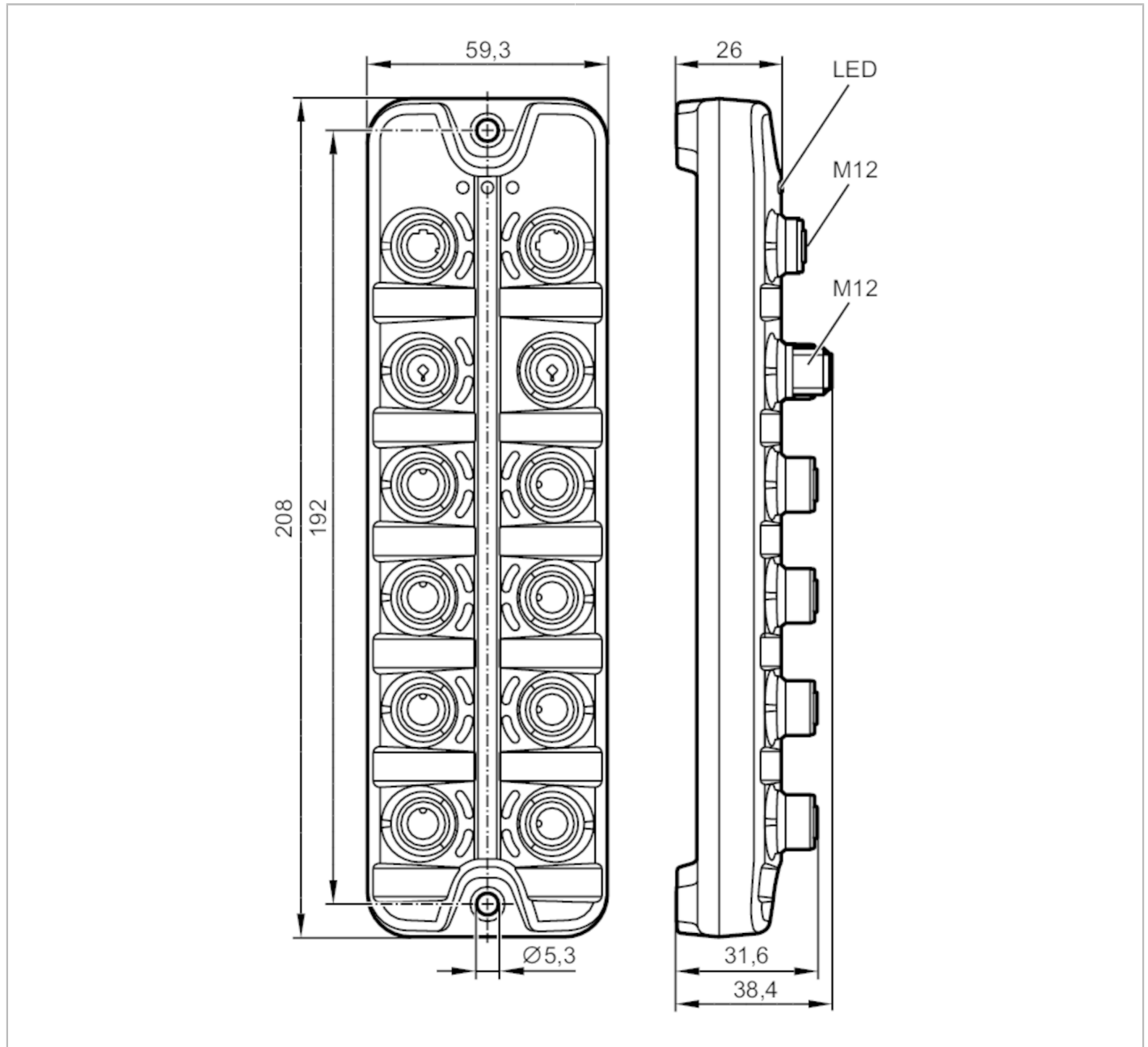


AL1222



IO-Link master with EtherNet/IP interface

IO-Link Master PL EIP 8P IP67



Application	
Application	I/O modules for field applications
Daisy-chain function	voltage supply; fieldbus interface
Electrical data	
Operating voltage [V]	20...30 DC; (US; to SELV/PELV)
Current consumption [mA]	300...3900; (US)
Protection class	III
Additional voltage supply [V]	20...30 DC; (UA)
Actuator supply UA	
Max. current load total [A]	3.6



IO-Link master with EtherNet/IP interface

IO-Link Master PL EIP 8P IP67

Sensor supply US		
Max. current load total	[A]	3.6
Inputs / outputs		
Total number of inputs and outputs		12; (configurable)
Number of inputs and outputs		Number of digital inputs: 12; Number of digital outputs: 8
Inputs		
Number of digital inputs		12; (IO-Link Port Class A: 4 x 2; IO-Link Port Class B: 4 x 1)
Switching level high	[V]	11...30
Switching level low	[V]	0...5
Digital inputs protected against short circuits		yes
Outputs		
Number of digital outputs		8; (IO-Link Port Class A: 4 x 1; IO-Link Port Class B: 4 x 1)
Max. current load per output	[mA]	300
Short-circuit proof		yes
Interfaces		
Communication interface		Ethernet; IO-Link
Ethernet		
Transmission standard		10Base-T; 100Base-TX
Transmission rate		10; 100
Protocol		EtherNet/IP
Factory settings		IP address: 192.168.1.250
		subnet mask: 255.255.255.0
		gateway IP address: 0.0.0.0
		MAC address: see type label
Note on interfaces		DHCP
		BOOTP static
		DLR (Device Level Ring)
		Supported network topologies: line ring
IO-Link Master		
Transmission type		COM1 (4,8 kBaud); COM2 (38,4 kBaud); COM3 (230,4 kBaud)
IO-Link revision		1.1
Number of ports class A		4
Number of ports class B		4
Operating conditions		
Ambient temperature	[°C]	-25...60
Storage temperature	[°C]	-25...85
Max. relative air humidity	[%]	90
Protection		IP 65; IP 66; IP 67
Degree of soiling		2



IO-Link master with EtherNet/IP interface

IO-Link Master PL EIP 8P IP67

Tests / approvals		
EMC	EN 61000-6-2	
	EN 61000-6-4	
Shock resistance	DIN EN 60068-2-27	
Vibration resistance	DIN EN 60068-2-64 2009-04	
	DIN EN 60068-2-6 2008-10	
MTTF [years]		63

Mechanical data		
Weight [g]		407
Materials	housing: PA; socket: brass nickel-plated	
Sealing material	FKM / FKM / FKM	

Remarks		
Remarks	For further information please see the operating instructions.	
Pack quantity	1 pcs.	

Electrical connection - Ethernet

Connector: M12; Sealing: FKM

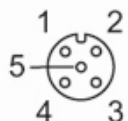


IN / OUT X21, X22

1	TX +
2	RX +
3	TX -
4	RX -
5	not used

Electrical connection - Process connection

Connector: M12; Sealing: FKM





IO-Link master with EtherNet/IP interface

IO-Link Master PL EIP 8P IP67

IO-Link Port Class A X01...X04

1	Sensor supply (US) L+
2	digital input
3	Sensor supply (US) L-
4	C/Q IO-Link
5	not used

IO-Link Port Class B X05...X08

1	Sensor supply (US) L +
2	actuator supply (UA) L+
3	Sensor supply (US) L-
4	C/Q IO-Link
5	actuator supply (UA) L-

Electrical connection - voltage supply IN

Connector: M12

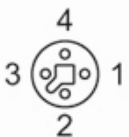


X31

1	+ 24 V DC (US) brown
2	GND (UA) white
3	GND (US) blue
4	+ 24 V DC (UA) black

Electrical connection - voltage supply OUT

Connector: M12; Sealing: FKM



X32

1	+ 24 V DC (US) brown
2	GND (UA) white
3	GND (US) blue
4	+ 24 V DC (UA) black