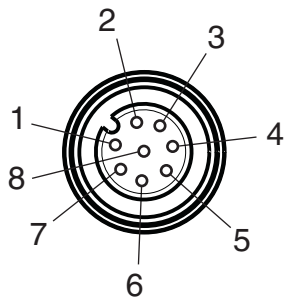
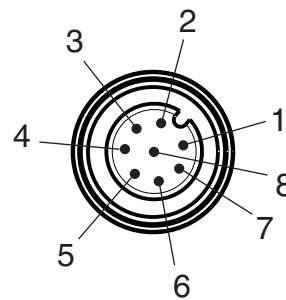


PSEN/PDP67 M12 8p

Connector pin assignment

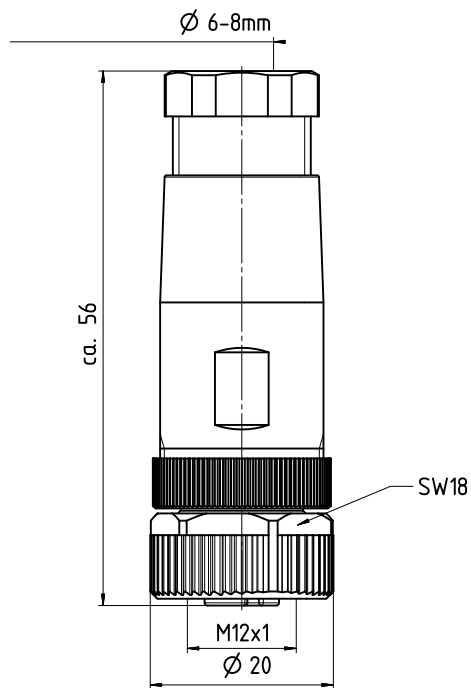


Plan view of connector X1
Order No. 540 332

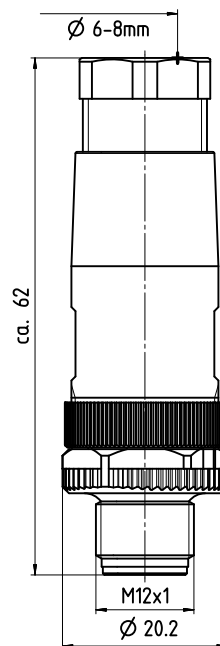


Plan view of connector X1
Order No. 540 334

Dimensions



Order No. 540 332



Order No. 540 334

PSEN/PDP67 M12 8p

Technical details

General	540332	540334
Approvals	cULus Recognized	cULus Recognized
Electrical data	540332	540334
Rated voltage		
Voltage UB	30 V	30 V
Rated current	2 A	2 A
Insulation resistance	10000 MOhm	10000 MOhm
Volume resistance	3 mOhm	3 mOhm
Environmental data	540332	540334
Ambient temperature		
Temperature range	-40 - 85 °C	-40 - 85 °C
Airgap creepage		
Pollution degree	3	3
Protection type		
X1 when inserted	IP67	IP67
Housing	IP67	IP67
Mechanical data	540332	540334
Plug-in connector X1	M12, 8-pin female connector	M12, 8-pin male connector
In accordance with the standard	EN 61076-2-101	EN 61076-2-101
Form, plug-in connector X1	Straight	Straight
Housing material X1	PA 66	PA 66
Material of contact surface X1	Au	Au
Material of pin	–	CuZn
Material of socket	CuSn	–
Mating cycles X1	500	500
Colour of housing	black	black
Max. conductor cross section K1	0,75 mm²	0,75 mm²
Max. conductor cross section AWG K1	18	18
Approval of plug-in connector X1	UL 94 HB	UL 94 HB
Weight	26 g	21 g

PSEN/PDP67 M12 8p

Order reference

Product type	Features	Connector X1	Connector X2	Order no.
PSEN/PDP67 M12-8sf screw terminals		M12 female con- nector, straight		540 332
PSEN/PDP67 M12-8sm screw terminals		M12 male con- nector, straight		540 334