



PNOZ msi8p

PILZ
THE SPIRIT OF SAFETY

► Accessories PNOZmulti

This document is the original document.

All rights to this documentation are reserved by Pilz GmbH & Co. KG. Copies may be made for the user's internal purposes. Suggestions and comments for improving this documentation will be gratefully received.

Source code from third-party manufacturers or open source software has been used for some components. The relevant licence information is available on the Internet on the Pilz homepage.

Pilz®, PIT®, PMI®, PNOZ®, Primo®, PSEN®, PSS®, PVIS®, SafetyBUS p®, SafetyEYE®, SafetyNET p®, the spirit of safety® are registered and protected trademarks of Pilz GmbH & Co. KG in some countries.



SD means Secure Digital

Description

The connection cable PNOZ msi8p is used to connect an encoder to the speed monitors PNOZ ms1p, PNOZ ms2p, PNOZ ms3p, PNOZ ms4p or PNOZ s30.

The connection to the speed monitor is made via the RJ45 connector.



INFORMATION

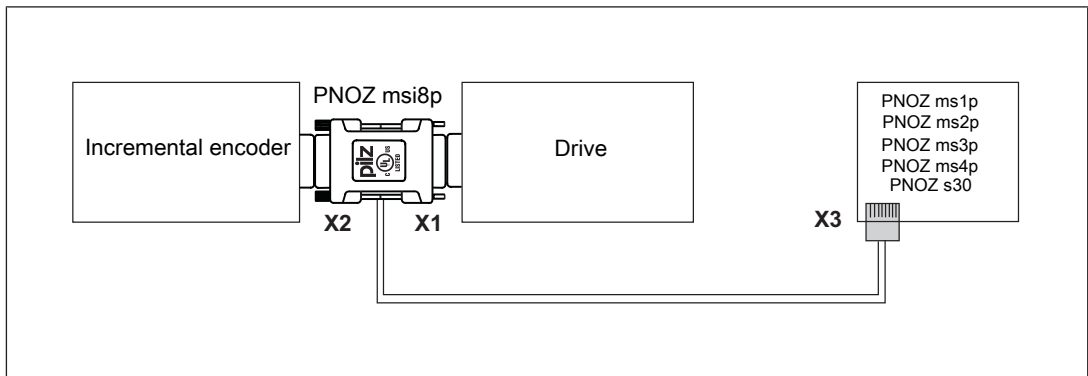
Remove the protective cover of the RJ45 connector after installation in the control cabinet.



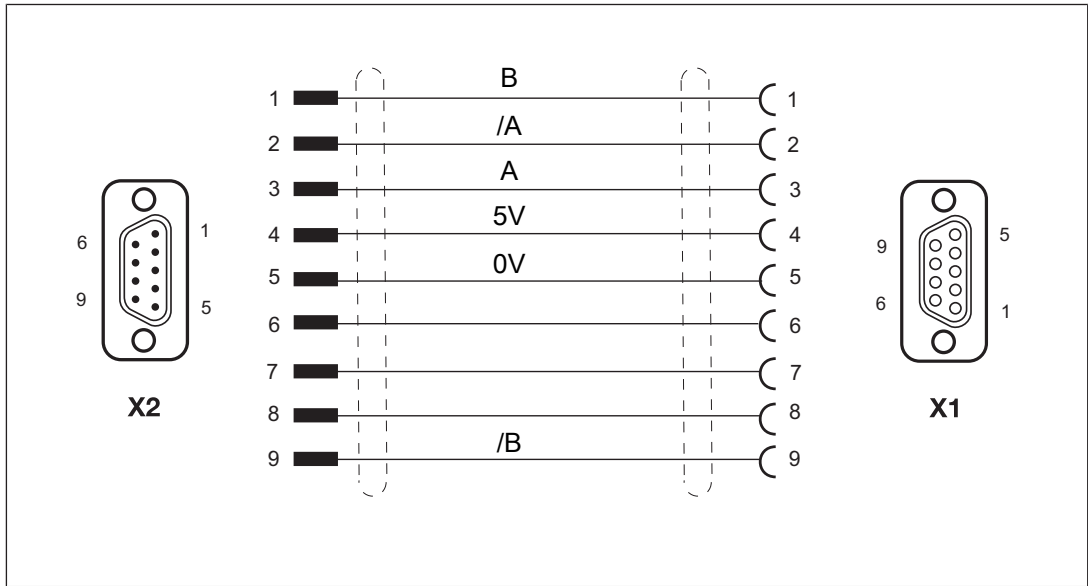
CAUTION!

Communication errors may occur if the adapter cable is too long or there are any external sources of interference. Use an adapter cable that's less than 5 m in length. Lay the adapter cable separately from any potential sources of interference, such as drive cables leading to the motor, for example.

Connection



Connector pin assignment



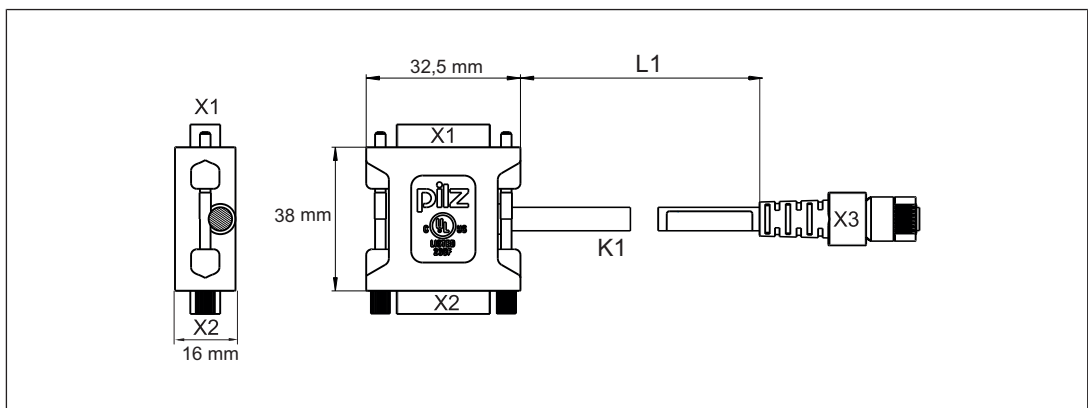
X3	Pin	Track
	1	5 V
	2	0 V
	3	n.c.
	4	A
	5	/A
	6	n.c.
	7	B
	8	/B



INFORMATION

The signals Z and /Z for the speed monitor PNOZ s30 are not recorded.

Dimensions



Technical details

General	773863	773862
Certifications	cULus Listed	cULus Listed
Electrical data	773863	773862
Operating voltage	30 V	30 V
Insulation resistance	10 MOhm	10 MOhm
Environmental data	773863	773862
Ambient temperature		
Temperature range	0 - 60 °C	0 - 60 °C
Temperature range (moving)	0 - 60 °C	0 - 60 °C
Storage temperature		
Temperature range	-25 - 70 °C	-25 - 70 °C
Condensation during operation	Not permitted	Not permitted
Protection type		
X1 when inserted	IP20	IP20
X2 when inserted	IP20	IP20
X3 when inserted	IP20	IP20
Housing	IP20	IP20
Mounting area (e.g. control cabinet)	IP54	IP54
Mechanical data	773863	773862
Plug-in connector X1	9-pin D-Sub female connector	9-pin D-Sub female connector
Form, plug-in connector X1	Straight	Straight
Plug-in connector X2	9-pin D-Sub male connector	9-pin D-Sub male connector
Form, plug-in connector X2	Straight	Straight
Plug-in connector X3	8-pin RJ45 male connector	8-pin RJ45 male connector
Design of plug-in connector X3	Straight	Straight
Fixing screws	UNC 4-40	UNC 4-40
Housing material X1	Nickel steel, tin-plated	Nickel steel, tin-plated
Housing material X2	Nickel steel, tin-plated	Nickel steel, tin-plated
Housing material X3	PBT	PBT
Material of contact surface X1	Au	Au
Material of contact surface X2	Au	Au
Material of contact surface X3	Au	Au
Material of pin	Cu alloy	Cu alloy
Material of socket	Cu alloy	Cu alloy
Mating cycles X1	50	50
Mating cycles X2	50	50
Mating cycles X3	1500	1500
Cable length L1	1,5 m	2,5 m
Cable length tolerance K1	+/- 0,15 m	+/- 0,15 m
Colour of external cable insulation K1	Green, similar to RAL6018	Green, similar to RAL6018
Colour of housing	Black RAL 9005	Black RAL 9005

Mechanical data	773863	773862
Cable insulation material K1	PUR	PUR
Drag chain suitable K1	yes	yes
Min. bending radius (fixed permanently) K1	8 x Ø	8 x Ø
Min. bending radius (moving) K1	10 x Ø	10 x Ø
Cable diameter K1	5,8 mm	5,8 mm
Max. cable diameter K1	6 mm	6 mm
Conductor cross section K1	0,14 mm²	0,14 mm²
Conductor cross section AWG K1	26	26
Wire colour K1	1: white, 2: brown, 3: green, 4: yellow, 5: grey, 6: pink, 7: blue, 8: red	1: white, 2: brown, 3: green, 4: yellow, 5: grey, 6: pink, 7: blue, 8: red
Shielding K1	yes	yes
Wire layer separation K1	No	No
No. of wires K1	8	8
Certification cable K1	UL AWM-Style 20233	UL AWM-Style 20233
Certification plug-in connector X1	UL94 V-0	UL94 V-0
Certification plug-in connector X2	UL94 V-0	UL94 V-0
Certification plug-in connector X3	UL94 V-0	UL94 V-0
Material		
Housing	TPE-SEBS UL 94 HB	TPE-SEBS UL 94 HB
Dimensions		
Height	38 mm	38 mm
Width	32,5 mm	32,5 mm
Depth	16 mm	16 mm
Weight	68 g	110 g

Order reference

Product type	Features	Connector X1	Connector X2	Connector X3	Order no.
PNOZ msi8p Adapter Lenze 9/9 1.5m	1.5 m	9-pin D-Sub female connector	9-pin D-Sub male connector	8-pin RJ45 male connector	773 863
PNOZ msi8p Adapter Lenze 9/9 2.5m	2.5 m	9-pin D-Sub female connector	9-pin D-Sub male connector	8-pin RJ45 male connector	773 862

► Support

Technical support is available from Pilz round the clock.

Americas

Brazil
+55 11 97569-2804

Canada
+1 888 315 7459

Mexico
+52 55 5572 1300

USA (toll-free)
+1 877-PILZUSA (745-9872)

Asia

China
+86 21 60880878-216

Japan
+81 45 471-2281

South Korea
+82 31 778 3300

Australia

+61 3 95600621

Europe

Austria
+43 1 7986263-0

Belgium, Luxembourg
+32 9 3217570

France
+33 3 88104003

Germany
+49 711 3409-444

Ireland
+353 21 4804983

Italy, Malta
+39 0362 1826711

Scandinavia

+45 74436332

Spain

+34 938497433

Switzerland

+41 62 88979-32

The Netherlands

+31 347 320477

Turkey

+90 216 5775552

United Kingdom

+44 1536 462203

You can reach our international hotline on:

+49 711 3409-444
support@pilz.com

Pilz develops environmentally-friendly products using ecological materials and energy-saving technologies. Offices and production facilities are ecologically designed, environmentally-aware and energy-saving. So Pilz offers sustainability, plus the security of using energy-efficient products and environmentally-friendly solutions.

*Energy
saving by Pilz*



We are represented internationally. Please refer to our homepage www.pilz.com for further details or contact our headquarters.

Headquarters: Pilz GmbH & Co. KG, Felix-Wankel-Straße 2, 73760 Ostfildern, Germany
Telephone: +49 711 3409-0, Telefax: +49 711 3409-133, E-Mail: info@pilz.com, Internet: www.pilz.com

PILZ
THE SPIRIT OF SAFETY

21467-EN-05, 2019-07 Printed in Germany
© Pilz GmbH & Co. KG, 2019

CECE®, CHRE®, CMSE®, InduraNET p®, Leansafe®, Master of Safety®, Master of Security®, PAS4000®, PAScall®, PASconfig®, Pilz®, PTT®, PLID®, PMCPirimo®, PMCPiritego®, PMCTendo®, PMD®, PMJ®, PNOZ®, PRBT®, PRCM®, PRCM®, PSEN®, PSEN®, PSENET p®, SafetyBUS p®, SafetyEYE®, SafetyNET p®, THE SPIRIT OF SAFETY® are registered and protected trademarks of Pilz GmbH & Co. KG in some countries. We would point out that product features may vary from the details stated in this document, depending on the status at the time of publication and the scope of the equipment. We accept no responsibility for the validity, accuracy and entirety of the text and graphics presented in this information. Please contact our Technical Support if you have any questions.