

Rosemount 2088 Configuration Data Sheet

Bold = Required Value
* = Default

Select only one of the items provided
 One or more of the listed items can be selected

Customer information	
Customer: _____	Contact Name: _____
Phone No: _____	Fax No./Email: _____
P.O./Reference No.: _____	P.O. Line Item: _____
Quote No. _____	Model No.: _____
Customer Signoff: _____	

Tagging
Hardware Tag: _____ (56 characters)
Software Tag: _____ (8 characters)
Long Software Tag (for HART® 7 only): _____ (32 characters)

Output information			
Pressure Units:	<input type="radio"/> inH ₂ O at 4 °C	<input type="radio"/> mmH ₂ O at 68 °F	<input type="radio"/> Psi*
	<input type="radio"/> inH ₂ O at 60 °F	<input type="radio"/> inHg at 0 °C	<input type="radio"/> Atm
	<input type="radio"/> inH ₂ O at 68 °F	<input type="radio"/> mmHg at 0 °C	<input type="radio"/> Torr
	<input type="radio"/> ftH ₂ O at 68 °F	<input type="radio"/> Pa	<input type="radio"/> g/cm ²
	<input type="radio"/> mmH ₂ O at 4 °C	<input type="radio"/> kPa	<input type="radio"/> Bar
	<input type="radio"/> MPa	<input type="radio"/> kg/cm ²	<input type="radio"/> mbar
Transfer Function:	<input type="radio"/> Linear*	<input type="radio"/> Square Root	
Range Points:	4mA = _____ (0*)	20mA = _____ (URL*) ⁽¹⁾	

(1) Default values may be different outside the U.S.A. Consult an Emerson Process Management Representative.

Note

Custom configuration information below this line requires C9 option code.

Output information	
Transmitter Sensor Temperature Units: <input type="radio"/> °C* <input type="radio"/> °F	Damping (0 - 60 seconds): _____ (0.4 seconds*)

Transmitter information	
Descriptor:	_____ (16 characters)
Message:	_____ (32 characters)
Date:	_____ (Date of Calibration*)

Digital display information ⁽¹⁾			
<input type="checkbox"/> Engineering Units*	<input type="checkbox"/> % of Range	<input type="checkbox"/> Scaled Variable	<input type="checkbox"/> Sensor Temperature
<input type="checkbox"/> Review parameters at startup	<input type="checkbox"/> Analog Output		

(1) Option M4 or M5 must be selected within the transmitter model code.

Process variable output assignments			
Primary Variable:	<input type="radio"/> Measure Pressure*	<input type="radio"/> Scaled Variable	
Secondary Variable:	<input type="radio"/> Measure Pressure	<input type="radio"/> Scaled Variable*	<input type="radio"/> Sensor Temperature
Tertiary Variable:	<input type="radio"/> Measure Pressure	<input type="radio"/> Scaled Variable	<input type="radio"/> Sensor Temperature*

Scaled variable information	
Scaled Units = _____ (5 characters max – valid characters include 0-9, A-Z, /, %, - ,and *)	
Transfer Function:	
<input type="radio"/> Linear*	<input type="radio"/> Square Root
Linear Scaled Variable (with Linear option only)	Square Root Scaled Variable (with Square Root option only)
Low pressure value = _____ (Eng. Units)	Low pressure value = 0 (Eng. Units)
High pressure value = _____ (Eng. Units)	High pressure value = _____ (Eng. Units)
Low scaled value = _____ (Scaled Units)	Low scaled value = 0 (Scaled Units)
High scaled value = _____ (Scaled Units)	High scaled value = _____ (Scaled Units)
Linear Offset = _____ (Eng. Units)	Low Flow Cut Off: <input type="radio"/> On <input type="radio"/> Off* _____ (Scaled Unit)
Range Values – both categories must be completed. (used when scaled variable is set to primary variable)	
LRV = _____ (Scaled Unit)(7 characters max)	URV = _____ (Scaled Unit)(7 characters max)

Security information	
Security Switch:	<input type="radio"/> Enable <input type="radio"/> Disabled* Configuration Buttons ⁽¹⁾ : <input type="radio"/> Enable* <input type="radio"/> Disabled
Local Operator Interface Password ⁽²⁾ :	<input type="radio"/> Enable <input type="radio"/> Disabled*
Password (4 digits): _____	

(1) Requires D4, DZ or M4.
 (2) Requires M4.




Custom alarm and saturation signal levels		
Alarm: Values (mA) the transmitter outputs if it detects a gross malfunction condition.		
Saturation: Values (mA) the transmitter outputs if applied pressure goes outside the 4–20 mA range values. If option C5 or C7 is ordered, fill out the respective custom alarm and saturation values.		
Alarm and Saturation levels are defined by option codes:	Alarm Value:	Saturation Value:
No option = Standard, High	≥ 21.75 mA	= 20.80 mA
C8 = Standard, Low	≤ 3.75 mA	= 3.90 mA
C4 = NAMUR, High	≥ 22.50 mA	= 20.50 mA
CN = NAMUR, Low	≤ 3.60 mA	= 3.80 mA
C5 = Custom, High	Enter Value (20.20 to 23.00) _____ (mA)	(20.10 to 21.50) _____ (mA)
C7 = Custom, Low	Enter Value (3.60 to 3.80) _____ (mA) ⁽¹⁾	(3.70 to 3.90) _____ (mA) ⁽¹⁾

(1) High alarm must be 0.1 mA greater than high saturation value.

Global Headquarters

Emerson Process Management




6021 Innovation Blvd
Shakopee, MN 55379, USA

-  +1 800 999 9307 or +1 952 906 8888
-  +1 952 949 7001
-  RFQ.RMD-RCC@EmersonProcess.com

North America Regional Office

Emerson Process Management




8200 Market Blvd.
Chanhassen, MN 55317, USA

-  +1 800 999 9307 or +1 952 906 8888
-  +1 952 949 7001
-  RMT-NA.RCCRFQ@Emerson.com

Latin America Regional Office

Emerson Process Management


1300 Concord Terrace, Suite 400
Sunrise, Florida, 33323, USA

-  +1 954 846 5030
-  +1 954 846 5121
-  RFQ.RMD-RCC@EmersonProcess.com

Europe Regional Office

Emerson Process Management Europe GmbH




Neuhofstrasse 19a P.O. Box 1046
CH 6340 Baar
Switzerland

-  +41 (0) 41 768 6111
-  +41 (0) 41 768 6300
-  RFQ.RMD-RCC@EmersonProcess.com

Asia Pacific Regional Office

Emerson Process Management Asia Pacific Pte Ltd




1 Pandan Crescent
Singapore 128461

-  +65 6777 8211
-  +65 6777 0947
-  Enquiries@AP.EmersonProcess.com

Middle East and Africa Regional Office

Emerson Process Management

Emerson FZE P.O. Box 17033,
Jebel Ali Free Zone - South 2
Dubai, United Arab Emirates

-  +971 4 8118100
-  +971 4 8865465
-  RFQ.RMTMEA@Emerson.com

Standard Terms and Conditions of Sale can be found at:
www.rosemount.com/terms_of_sale.
The Emerson logo is a trademark and service mark of Emerson Electric Co.
Rosemount and Rosemount logotype are registered trademarks of Rosemount Inc.
HART is a registered trademark of the FieldComm Group.
All other marks are the property of their respective owners.
© 2015 Rosemount Inc. All rights reserved.